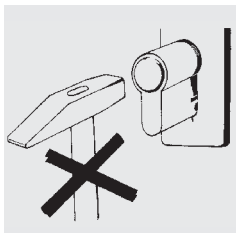
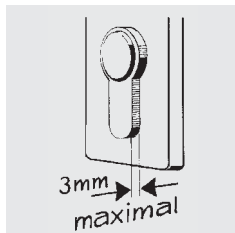


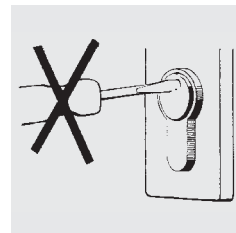
Important product information and care instructions



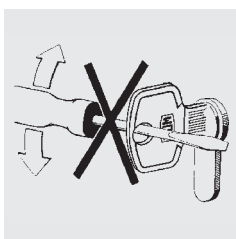
Do not force the cylinder into the lock (with e.g. hammer).



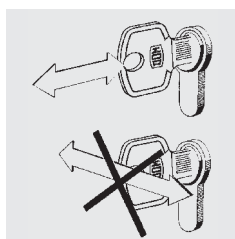
Cylinder should not extend more than 3 mm from the fitting.



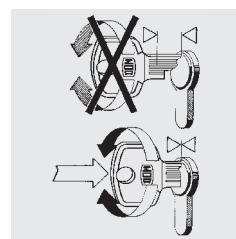
Use cylinder only with associated key, do not insert any foreign inserts.



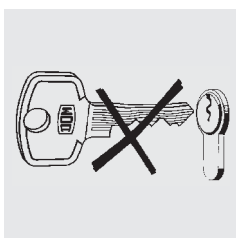
No tools (pliers, screwdriver, etc.) can be used on the key head.



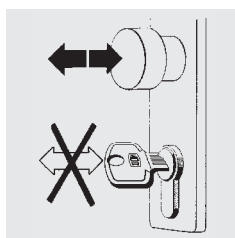
When inserting or removing the key, no lateral forces must be applied.



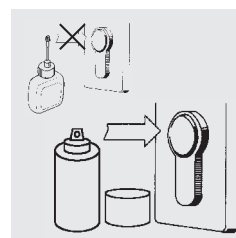
Insert the key completely before the torque may be transmitted.



Bent keys cannot be used any further.



The key head is not a handle as a replacement for the fitting.



All DOM cylinders are under normal usage and weather conditions regularly once a year with DOM service pen to care.